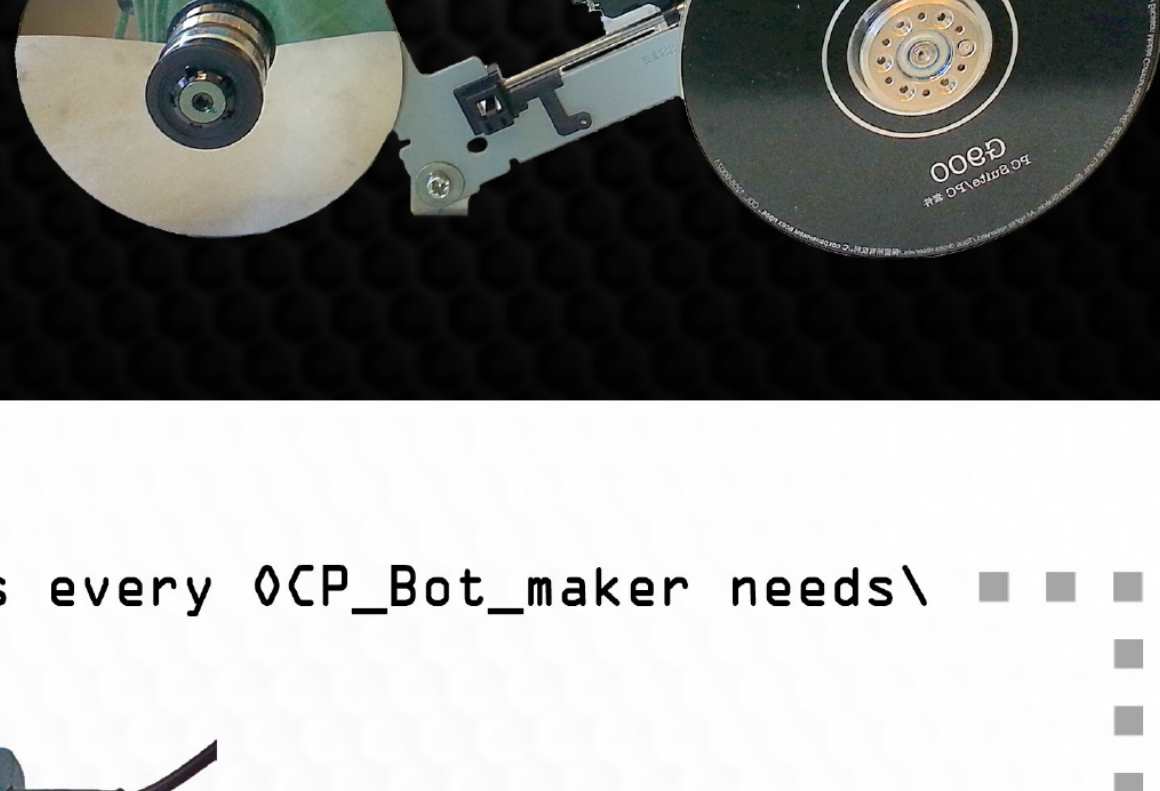



Aya Strassberg

# create your own OCP\_BOTS!

\*OCP =  
Old  
Computer  
Parts



tools every OCP\_Bot\_maker needs\



- 1\ Drill + 2mm-3mm drill bits
- 2\ Set of screw\_driver\_bits
- 3\ Changeable\_bit screw\_driver
- 4\ Quick\_dry gel\_glue
- 5\ Bolts, screws & washers  
size 2mm-3mm

slotted phillips square allen torx



2\



3\



4\



OCP\_BOTS!

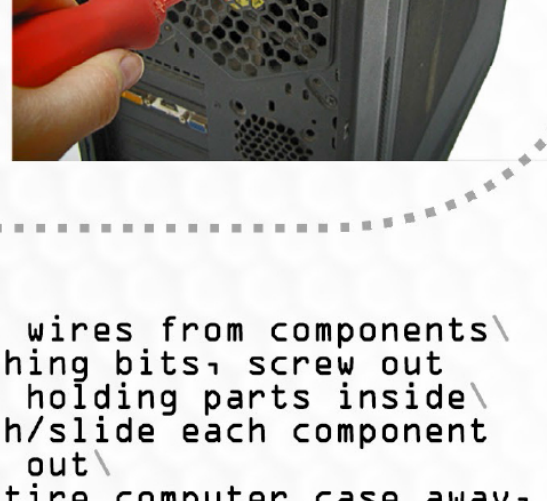

property that every  
OCP\_Bot\_maker must claim\

1 or more Old unused  
Personal\_Computer



Well, OCP\_Bot\_maker,  
your old PC is a treasure box  
waiting to be unlocked\

- 1\ Look for the screws holding the  
side\_panels in place\
- 2\ Find the matching screwdriver\_bits\
- 3\ Screw\_out all the screws\
- 4\ Slide & pull the side panels backwards  
to remove them, and put them away\



- 5\ Detach all wires from components\
- 6\ Using matching bits, screw out  
all screws holding parts inside\
- 7\ Jiggle/push/slide each component  
until it's out\
- 8\ Put the entire computer\_case away,  
it can be recycled\

\Inner\_parts found  
may include,  
among others:






Choose the items you need\

- 1\ Dismantle items such as hard\_discs and CD\_ROMs\
- 2\ Put aside the parts needed for the OCP\_BOTS!  
\*keep all the parts you find interesting or  
pretty, you can use them later to build your  
imaginary OCP\_BOT!\
- 3\ Rule\_out items you do\_not need, like plastic parts\
- 4\ Add parts that can be helpful, like old\_audio\_discs  
and angle\_brackets\

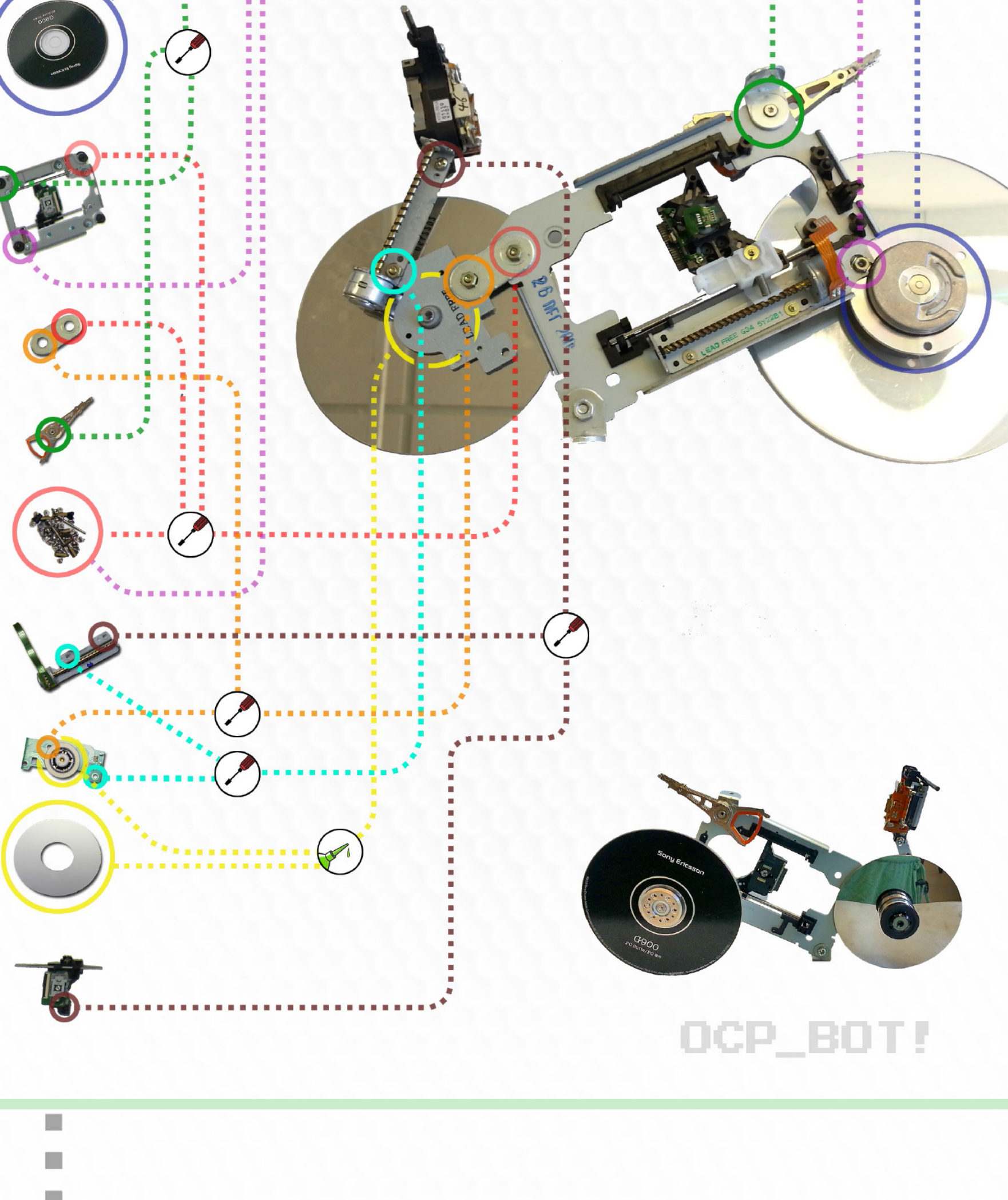
Old CD found in CD\_ROM

Qualifiers\



## MAKE ME! BICYCLE\_BOT!

USE THE DRILL TO EXPAND HOLES IF NEEDED.

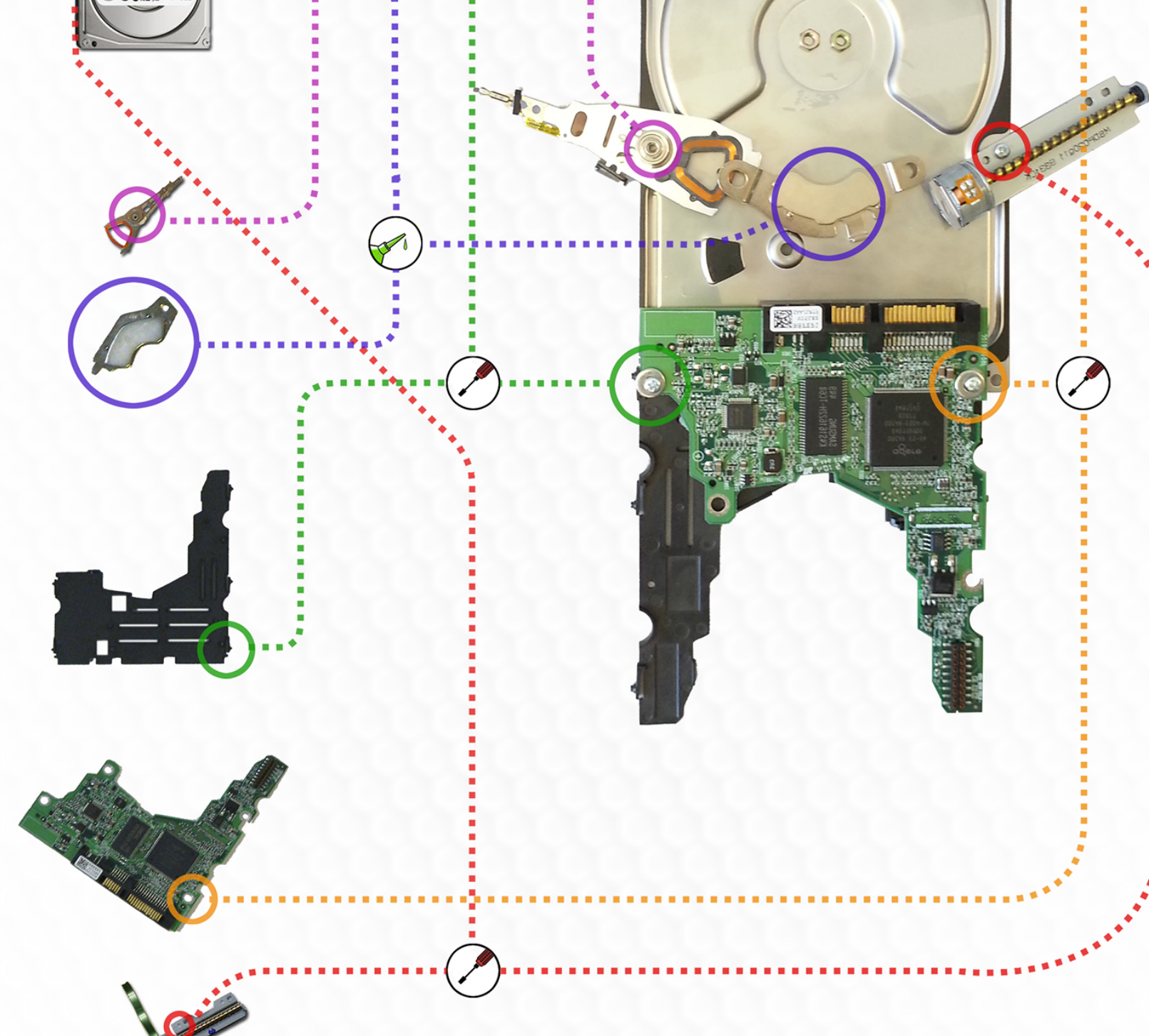


OCP\_BOT!

OR \ MAKE ME!

## MEXICAN\_BOT!

USE THE DRILL TO EXPAND HOLES IF NEEDED.



HURRAY!

NOW YOU CAN MAKE YOUR OWN  
OCP\_BOTS!